

*सिद्ध*

# IndiaSkills 2025

## User Manual

For Individual Participant

Version 1.0 | Release Date: 17<sup>th</sup> July 2025

## Contents

<b>SIDH .....</b>	<b>1</b>
<b>1. Introduction .....</b>	<b>2</b>
1.1 Scope .....	2
1.2 Target Audience.....	2
<b>2. System Summary.....</b>	<b>2</b>
<b>2.1 System Requirements.....</b>	<b>2</b>
<b>3. Candidate Registration Process.....</b>	<b>3</b>
3.1 IndiaSkills Registration process for Participants .....	3
3.2 Application Form for Individual Participants .....	8
Eligibility Criteria: .....	3
Skills for Participating as an Individual.....	3
Age Criteria .....	8
a. Personal Details Form .....	8
b. Address Details Form.....	9
c. Education Form .....	9

## SIDH

Skill India Digital Hub- a state-of-the-art platform - is an integral part of India's Digital Public Infrastructure for the skilling ecosystem. Based on a mobile-first approach, the platform provides the embodiment of innovation and accessibility, designed to meet the evolving needs of India's diverse populace. Furthermore, Skill India Digital Hub is also a unified platform for all government initiatives in the skilling and entrepreneurship ecosystem – a go-to hub for citizens in pursuit of career advancement and lifelong learning. It is a journey to build a skilled, empowered, and future-ready India.

The platform's mobile-first approach adapted to the modern era's reliance on smartphones ensures uninterrupted learning and skilling experiences through multiple devices, allowing users to engage with the platform's resources anytime and anywhere. This approach and Skill India Digital Hub's dedication to personalized discovery has opened doors to new learning possibilities. Users at Skill India Digital Hub can access a comprehensive repository of skill courses, training centres, apprenticeships, books, digital job exchanges, and more.

To harness the power of modern technology, Skill India Digital Hub not only breaks linguistic barriers by being accessible in multiple Indian languages but also seamlessly integrates features like Aadhaar-based e-KYC for registration, ensuring a robust and secure user experience. The platform's commitment towards emerging technologies including artificial intelligence and machine learning offers learners a tailored and efficient educational trajectory.

## 1. Introduction

This manual has been thoughtfully designed to guide participants through the registration process on the platform. The user manual offers step-by-step instructions to guide participants for the IndiaSkills 2025 competition through the registration process.

### 1.1 Scope

The user manual is here to guide you through the platform, making it easy to complete important tasks like registering as a participant in IndiaSkills Competition 2025, adding team members and filling application form. With simple step-by-step instructions, helpful process flows, and clear system requirements, this manual ensures you have everything you need to navigate the platform with confidence and ease.

### 1.2 Target Audience

This user manual is intended for IndiaSkills 2025 Participants.

## 2. System Summary

### 2.1 System Requirements

Skill India Digital Hub can be accessed through various devices and platforms, on both PC and Mac desktops/laptops.

- a. Minimum system requirements:
  - Browser: Google Chrome (latest version), Firefox, Safari, Edge, or Opera for desktop/laptop
  - A broadband/mobile internet connection with good speed
- b. PC specific requirements
  - Platform: Windows 8.1 or higher with the latest updates installed
  - RAM: 4GB or more
  - Video: Graphics output capability
  - Sound: Sound output capability
- c. Mac specific requirements
  - Platform: Mac OS X 10.12 or higher with the latest updates installed
  - RAM: 4GB or more
  - Video: Graphics output capability
  - Sound: Sound output capability

### 3. Candidate Registration Process

#### Eligibility Criteria:

Please go through the following eligibility criteria before applying for **IndiaSkills as an individual**:

#### Skills for Participating as an Individual

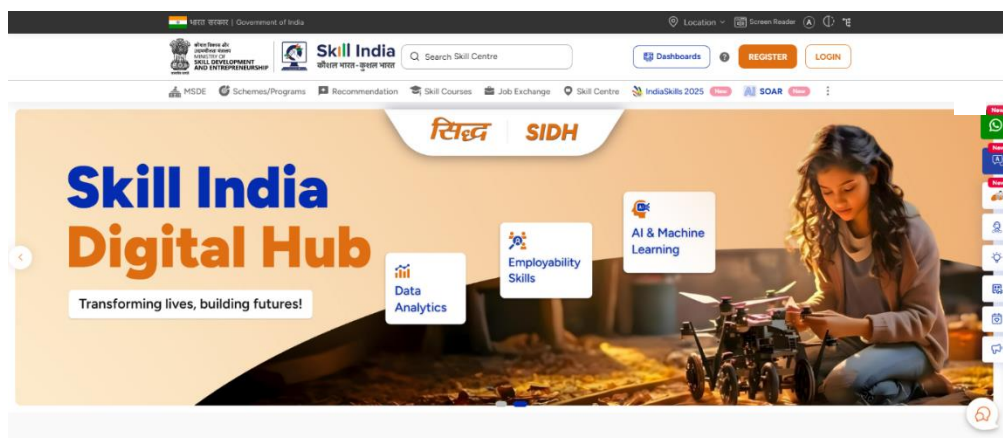
S.No	Skill
1	3D Digital Game Art
2	Additive Manufacturing
3	Aircraft Maintenance
4	Autobody Repair
5	Automobile Technology
6	Bakery
7	Beauty Therapy
8	Bricklaying
9	Cabinetmaking
10	Car Painting
11	Carpentry
12	Chemical Laboratory Technology
13	Cloud Computing
14	CNC Milling
15	CNC Turning
16	Cooking
17	Dental Prosthetics
18	Digital Construction
19	Digital Interactive Media
20	Electrical Installations
21	Electronics
22	Fashion Technology
23	Floristry
24	Graphic Design Technology
25	Hairdressing
26	Health and Social Care
27	Heavy Vehicle Technology
28	Hotel Reception
29	Industrial Control
30	Industrial Design Technology
31	Industrial Mechanics
32	ICT Network Infrastructure
33	Intelligent Security Technology
34	IT Network Systems Administration
35	Software Application Development
36	Jewellery
37	Joinery
38	Logistics and Freight Forwarding
39	Mechanical Engineering CAD
40	Mobile Applications Development

41	Optoelectronic Technology
42	Painting and Decorating
43	Patisserie and Confectionery
44	Plastering and Drywall Systems
45	Plumbing and Heating
46	Refrigeration and Air Conditioning
47	Renewable Energy
48	Restaurant Service
49	Retail Sales
50	Software Testing
51	Unmanned Aerial Systems
52	Visual Merchandising
53	Wall and Floor Tiling
54	Water Technology
55	Web Technologies
56	Welding

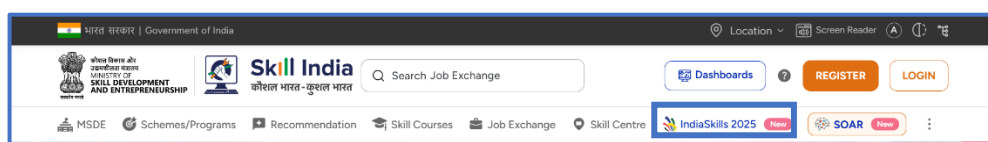
### 3.1 IndiaSkills Registration process for Participants

Users can login by following steps:

- Visit '<https://www.skillindiadigital.gov.in/home>' and then press enter or click on go.

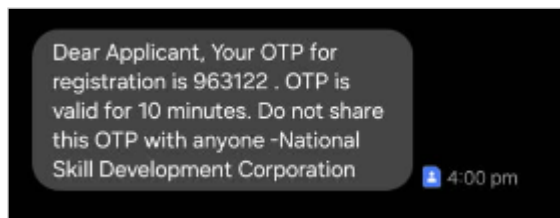


- Click on the IndiaSkills 2025 at the top right corner.



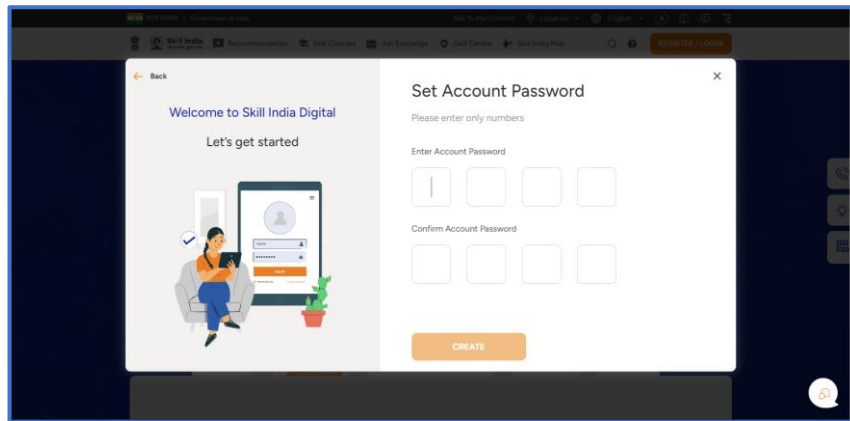
- Enter your 10-digit mobile number here and click on **Continue**.

d. Click on "Continue" button, an OTP will be received on the submitted mobile number.

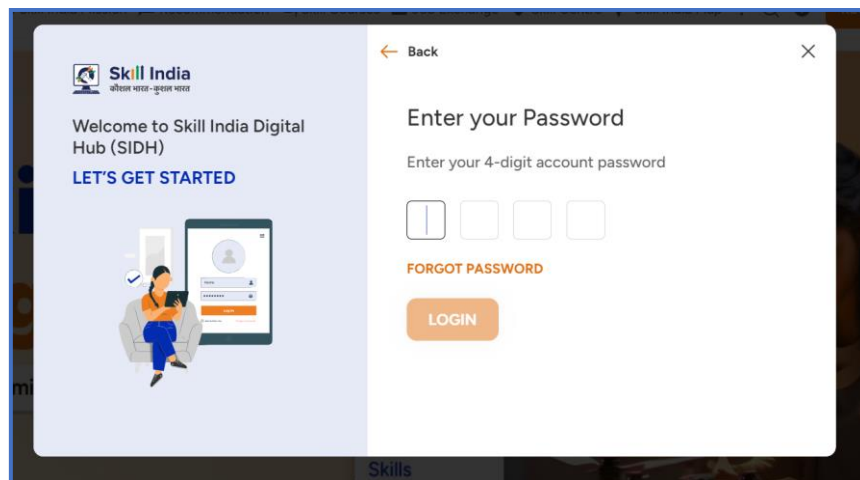


e. Enter the OTP in screen as shown below:

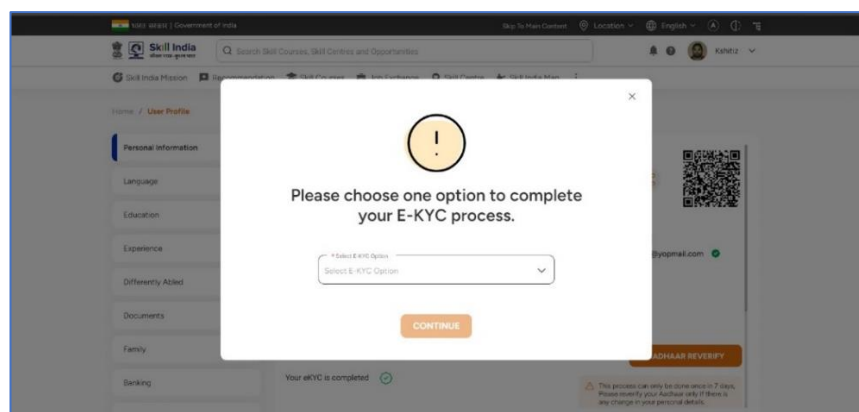
f. The user would be asked to Set an Account Password, for which they would have to enter their desired 4 Digit Password (Numbers), Confirm the password in the next field and click on CREATE button.



- f. Enter your four-digit account password, and then press **LOGIN** Button



- g. Next the user will be prompted to complete the e-KYC process.



**Please Note:** For IndiaSkills 2025 registration the e-KYC is recommended to be done through OTP only.

- h. Enter the 12-digit Aadhaar number and click **Continue**. Verify it through your selected mode of verification.



Note: The eKYC is mandatory for first-time users.

- i. Post successful completion of e-KYC, the user will be successfully registered on SIDH platform and their APAAR ID will be generated.

### 3.2 Application Form for Individual Participants

a. The user will be taken to the following form which has to be filled out with all the required information.

#### Age Criteria

**Minimum Age:** 16 Years

**Maximum Age:** Competitor must be born on or after 1<sup>st</sup> January 2004

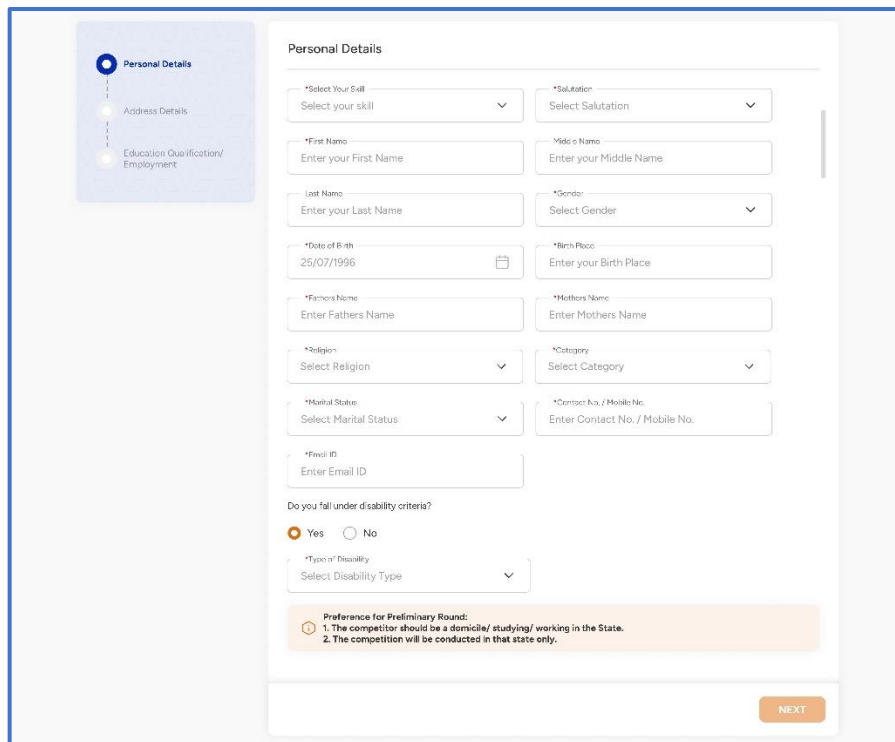
#### Exceptions:

Digital Construction, Cloud Computing, Cyber Security, ICT Network Infrastructure, Additive Manufacturing, Industrial Design Technology, Industry 4.0, Mechatronics, Optoelectronic Technology, Robot Systems Integration, Water Technology, Dental Prosthetics and Aircraft Maintenance, where Competitors Competitor must be born on or after 1 January 2001

The form has been divided into three sections:

1. Personal Details
2. Address Details
3. Education Qualification/Employment

#### a. Personal Details Form



The screenshot shows the 'Personal Details' form. On the left, there is a sidebar with three sections: 'Personal Details' (selected), 'Address Details', and 'Education Qualification/Employment'. The main form area is titled 'Personal Details' and contains the following fields:

- \*Select Your Skill: Select your skill (dropdown)
- \*Salutation: Select Salutation (dropdown)
- \*First Name: Enter your First Name (text)
- \*Middle Name: Enter your Middle Name (text)
- Last Name: Enter your Last Name (text)
- \*Gender: Select Gender (dropdown)
- \*Date of Birth: 25/07/1996 (calendar icon)
- \*Birth Place: Enter your Birth Place (text)
- \*Fathers Name: Enter Fathers Name (text)
- \*Mothers Name: Enter Mothers Name (text)
- \*Religion: Select Religion (dropdown)
- \*Category: Select Category (dropdown)
- \*Marital Status: Select Marital Status (dropdown)
- \*Contact No. / Mobile No.: Enter Contact No. / Mobile No. (text)
- \*Email ID: Enter Email ID (text)

Below the fields, there is a section for disability criteria:

Do you fall under disability criteria?  
☒ Yes ☐ No  
 \*Type of Disability: Select Disability Type (dropdown)

At the bottom, there is a 'Preference for Preliminary Round' section with two options:

- The competitor should be a domicile/ studying/ working in the State.
- The competition will be conducted in that state only.

A 'NEXT' button is located at the bottom right of the form.

## b. Address Details Form

Please fill in the required information accurately and check the details before clicking on Next

Personal Details

**Address Details**

Education Qualification/  
Employment

### Information of the State You Are Representing in IndiaSkills 2025

Select Address Type ?

☒ Urban ☐ Rural

\*Currently living in which city  
Add City

\*Address Line 1  
Enter your Address

Address Line 2  
Enter your Address

\*State/UT  
Select State/UT

\*District  
Select your District

\*Sub-District  
Select Sub-District

\*Pin code  
Enter Pin code

### Address as per Aadhar Card or any Govt approved ID

\*Address Line 1  
Enter your Address

Address Line 2  
Enter your Address

\*State/UT  
Select State/UT

\*District  
Select your District

\*Pin code  
Enter Pin code

BACK

NEXT

Disclaimer : Lorem ipsum dolor sit amet consectetur. Integer sagittis in pretium nunc ac aliquet netus consectetur pretium. Fingilla elit elit volutpat tortor ultricies id tortor eget. Duis lobortis cras eget sed eu. Donec viverra vitae netus at eu volutpat eu sagittis libero. Eget aliquet mauris rhoncus ipsum sed leo eget porttitor dictum. Odio a in et diam. Ante molestie vulputate massa ac vel nec. Purus nec donec at volutpat facilisi egestas sed arcu.

## c. Education Form

Personal Details

Address Details

**Education Qualification/  
Employment**

### Education Qualification/ Employment

\*Are you presently studying?  
Please select

\*Are you ITI qualified?  
Please select

\*Highest Education  
Select Highest Education

\*Name of the institute  
Please Enter

\*Institute State/UT  
Select State/UT

\*Institute District  
Select District

\*How did you hear about us?  
Select Option

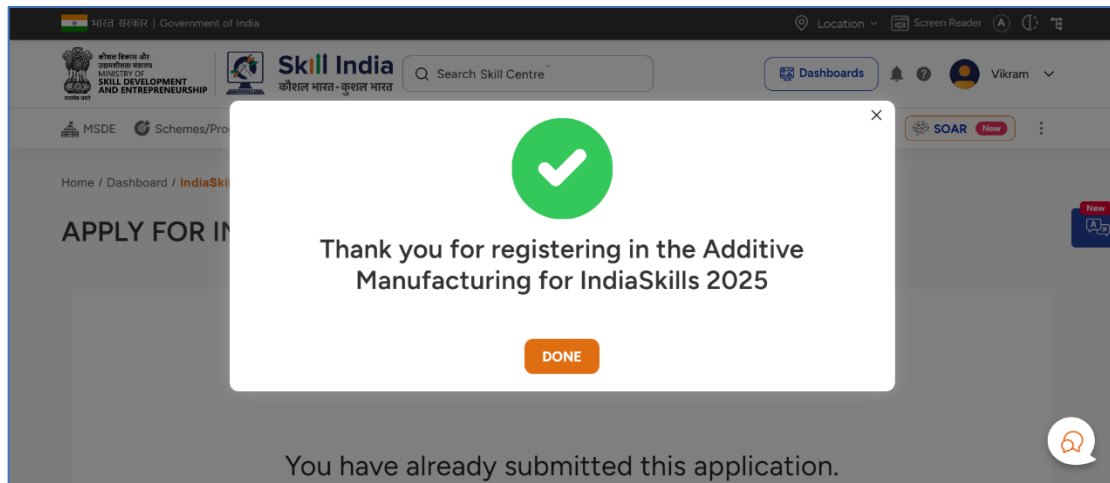
☐ I hereby declare that the above information provided by me are correct. For any query please email us at [worldskillindia@nsdcindia.org](mailto:worldskillindia@nsdcindia.org)

BACK

SUBMIT

Disclaimer : Lorem ipsum dolor sit amet consectetur. Integer sagittis in pretium nunc ac aliquet netus consectetur pretium. Fingilla elit elit volutpat tortor ultricies id tortor eget. Duis lobortis cras eget sed eu. Donec viverra vitae netus at eu volutpat eu sagittis libero. Eget aliquet mauris rhoncus ipsum sed leo eget porttitor dictum. Odio a in et diam. Ante molestie vulputate massa ac vel nec. Purus nec donec at volutpat facilisi egestas sed arcu.

- Post filling all the required details the participant needs to click on Submit.
- The user will see the following pop-up to confirm the successful submission of the application.



Scan the QR Code to download the **Skill India Digital App**



If you face any issues, please visit  
<https://support.nsdcindia.org/portal/en/newticket>